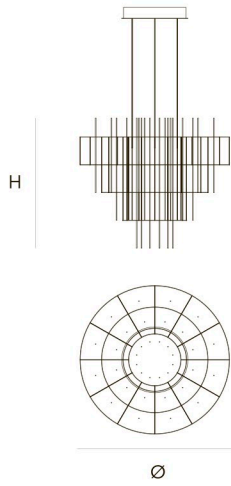


## SPY 80 by Jan Pauwels

The luxurious atmosphere of the past in a new configuration. Symmetrical circles in a conical shape. The circuit boards have leds on both sides. 2/3 of the light goes down and 1/3 goes up.



### DIMENSIONS

Ø 80 cm 31,5 inch  
H 72,5 cm 28,5 inch

### CANOPY

Ø 30 cm 11,8 inch  
H 5 cm 2,0 inch

### CABLE LENGTH

Up to 200 cm 78,7 inch

### LIGHTSOURCE

108x led, 12V/0.6W,  
2800K, 3240 LM

### FINISH

Black Brass

Brass

Nickel

### TYPE.NR

● 11-9303-4

● 11-9303-2

● 11-9303



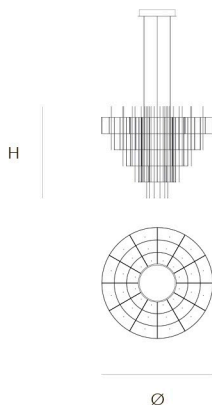
4 45 90x90x60cm

**STANDARD** Black canopy with cover plate in matching colour of the fixture. Leading and trailing edge dimmable. Nickel, natural brass or blackened natural brass. Brass will turn darker in time and can show stains.

**OPTIONAL** 2400K.

## SPY 100 by Jan Pauwels

The luxurious atmosphere of the past in a new configuration. Symmetrical circles in a conical shape. The circuit boards have leds on both sides. 2/3 of the light goes down and 1/3 goes up.



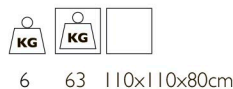
DIMENSIONS		
Ø	100 cm	39,4 inch
H	85 cm	33,5 inch

CANOPY		
Ø	30 cm	11,8 inch
H	5 cm	2,0 inch

CABLE LENGTH	
Up to 200 cm	78,7 inch

LIGHTSOURCE	
168x led, 12V/0.6W,	
2800K, 5040 LM	

FINISH	TYPE.NR
Black Brass	● 11-9300-4
Brass	● 11-9300-2
Nickel	● 11-9300

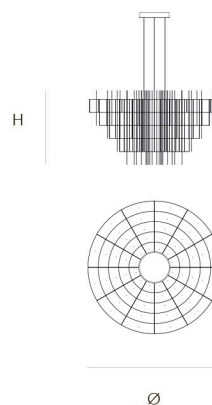


**STANDARD** Black canopy with cover plate in matching colour of the fixture. Leading and trailing edge dimmable. Nickel, natural brass or blackened natural brass. Brass will turn darker in time and can show stains.

**OPTIONAL** 2400K.

## SPY 140 H4 by Jan Pauwels

The luxurious atmosphere of the past in a new configuration. Symmetrical circles in a conical shape. The circuit boards have leds on both sides. 2/3 of the light goes down and 1/3 goes up.



DIMENSIONS		
Ø	140 cm	55,1 inch
H	85 cm	33,5 inch

CANOPY		
Ø	30 cm	11,8 inch
H	5 cm	2,0 inch

CABLE LENGTH	
Up to 200 cm	78,7 inch

LIGHTSOURCE	
288x led, 12V/0.6W,	
2800K, 8630 LM	

FINISH	TYPE.NR
Black Brass	● 11-9301-4
Brass	● 11-9301-2
Nickel	● 11-9301

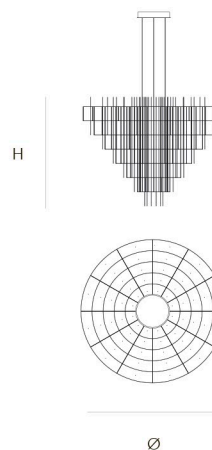


**STANDARD** Black canopy with cover plate in matching colour of the fixture. Leading and trailing edge dimmable. Nickel, natural brass or blackened natural brass. Brass will turn darker in time and can show stains.

**OPTIONAL** 2400K.

## SPY 140 H6 by Jan Pauwels

The luxurious atmosphere of the past in a new configuration. Symmetrical circles in a conical shape. The circuit boards have leds on both sides. 2/3 of the light goes down and 1/3 goes up.



DIMENSIONS		
Ø	140 cm	55,1 inch
H	115 cm	45,3 inch

CANOPY		
Ø	35,5 cm	14,0 inch
H	6,5 cm	2,6 inch

CABLE LENGTH	
Up to 200 cm	78,7 inch

LIGHTSOURCE	
324x led, 12V/0.6W,	
2800K, 9720 LM	

FINISH	TYPE.NR
Black Brass	● 11-9302-4
Brass	● 11-9302-2
Nickel	● 11-9302



**STANDARD** Black canopy with cover plate in matching colour of the fixture. Leading and trailing edge dimmable. Nickel, natural brass or blackened natural brass. Brass will turn darker in time and can show stains.

**OPTIONAL** 2400K.